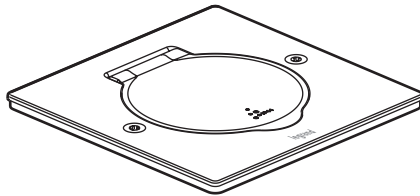
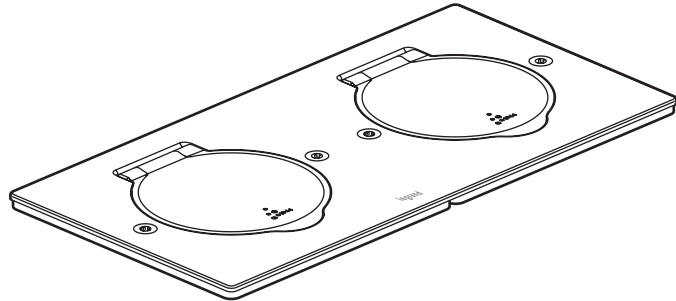


Platinum Receptacle for socket outlets or other wiring devices

Catalogue number(s): 0 897 00/02/10/12



0 897 00/10



0 897 02/12

1. USE

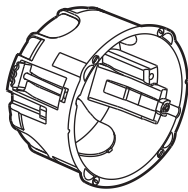
Range of square or rectangular units for receiving floor sockets, supplied empty (to be fitted with mains voltage or ELV connections).
 For 45 x 45 functions..

2. RANGE

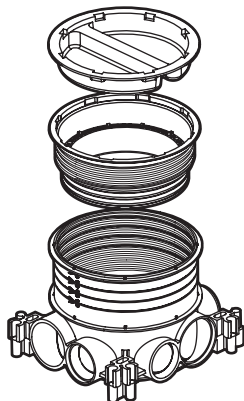
Cat. No.	Finishes	Description
0 897 00	Stainless steel	Receptacles for square floor sockets
0 897 10	Bronze	
0 897 02	Stainless steel	Receptacles for double rectangular floor sockets
0 897 12	Bronze	

3. POSITIONING

- 3.1 For fixing to wall or furniture (e.g.: work surface) using Batibox Cat. No. 0 801 88

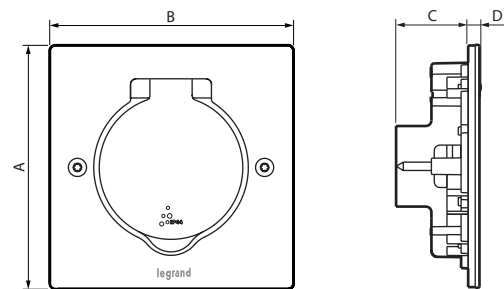


- 3.2 Box Cat. No. 0 819 88

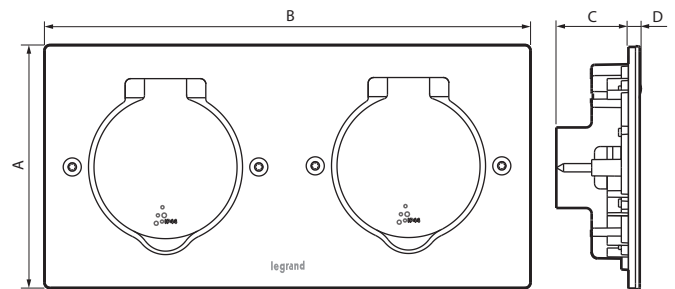


4. DIMENSIONS (mm)

- 4.1 Cat. No. 0 897 00/10



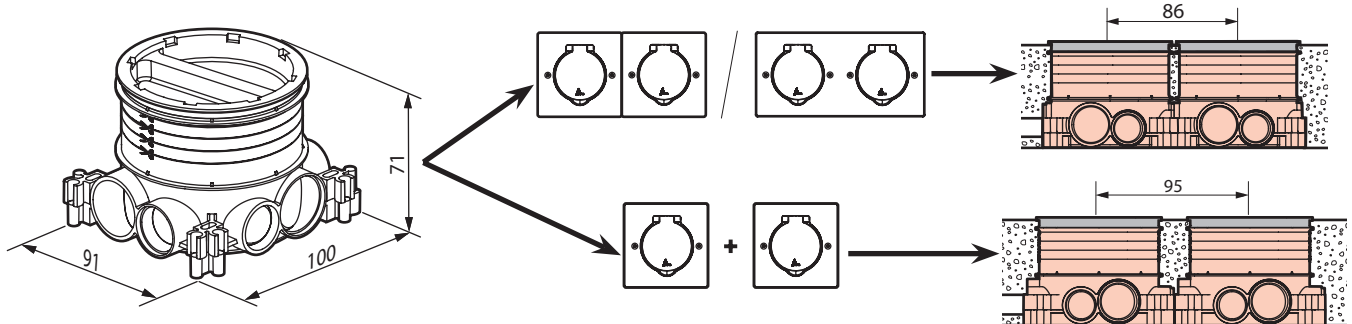
- 4.2 Cat. No. 0 897 02/12



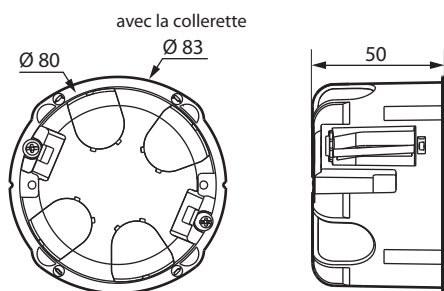
	A	B	C	D
0 897 00/10	86	86	28	2
0 897 02/12	86	172	28	2

4. DIMENSIONS (mm) (continued)

■ 4.3 Floor box Cat. No. 0 819 88



■ 4.4 Batibox Cat. No. 0 801 88



5. TECHNICAL CHARACTERISTICS

■ 5.1 Protection class

IP 44 } Cover closed
 IK 08 }
 Cover can open 180°

■ 5.2 Materials

Stainless steel or bronze finish:
 Material Zamak
 Fixing screws: stainless steel Torx T10
 Self-extinguishing: - 850°C / 30 s for insulating parts holding live parts in place
 - 650°C / 30 s for other parts made of insulating materials

■ 5.3 Climatic characteristics

Storage: - 10°C to + 60°C

6. CLEANING

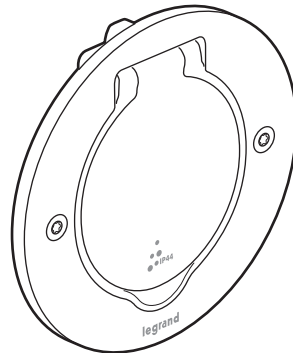
Do not use detergents.

7. ACCESSORIES

- Cat. No. 0 819 88: Single multi-material floor box, for concrete depth of 50 to 80 mm
- Cat. No. 0 897 19: Indicator light for floor socket - 230 V - 1 mA
- Cat. No. 0 897 09: Long screws (x 10)
- Cat. No. 0 800 88: Hole saw Ø 80
- Cat. No. 0 801 88: Batibox bo

Platinum Receptacle for socket outlets or other wiring devices

Catalogue number(s): 0 897 01/11



1. USE

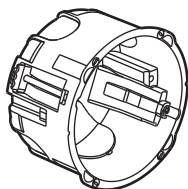
Range of square, rectangular or round units for receiving floor sockets, supplied empty (to be fitted with mains voltage or ELV connections). For 45 x 45 functions.

2. RANGE

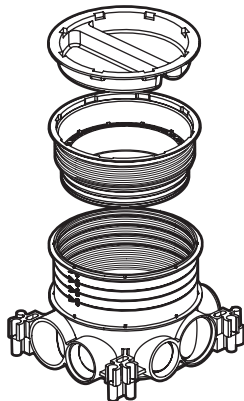
Cat. No.	Finishes	Description
0 897 01	Stainless steel	Receptacles for round floor sockets
0 897 11	Bronze	

3. POSITIONING

■ 3.1 For fixing to wall or furniture (e.g. : work surface) using Batibox Cat. No. 0 801 88

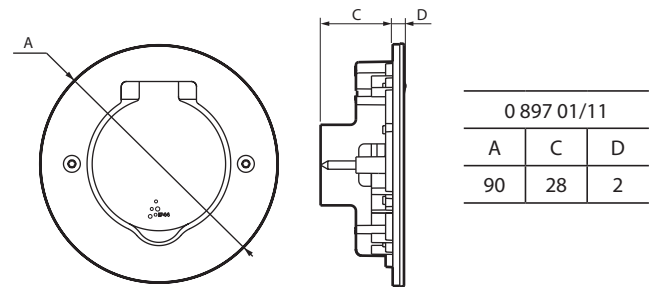


■ 3.2 Batibox Cat. No. 0 819 88

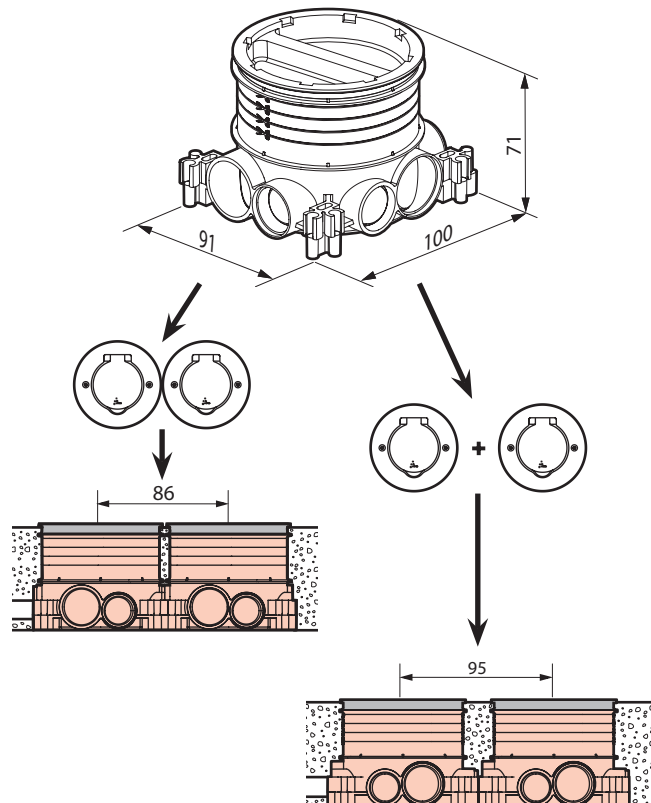


4. DIMENSIONS (mm)

■ 4.1 Cat. No. 0 897 01/11

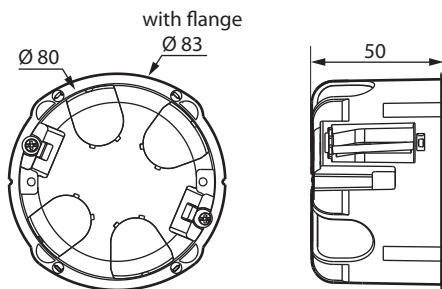


■ 4.2 Cat. No. 0 819 88



4. DIMENSIONS (mm) (continued)

■ 4.3 Batibox Cat. No. 0 801 88



5. RECOMMENDATIONS

- For installing indoors or outdoors (in a protected unit).
- Essential requirement: Install the "small plugs" behind the plate if installing the socket using box Cat. No. 0 801 88.
- White indicator: Illuminated accessibility markings

6. TECHNICAL CHARACTERISTICS

■ 6.1 Protection class

IP 44 } Cover closed
IK 08 }
Cover can open 180°

■ 6.2 Materials

Stainless steel or bronze finish

Material: Zamak

Fixing screws: stainless steel Torx T10

Self-extinguishing:

- + 850°C / 30 s for insulating parts holding live parts in place
- + 650°C / 30 s for other parts made of insulating materials

■ 6.3 Climatic characteristics

Storage: - 10°C to + 60°C

7. CLEANING

Do not use detergents.

8. ACCESSORIES

Cat. No. 0 819 88: Single multi-material floor box, for concrete depth of 50 to 80 mm

Cat. No. 0 897 19: Indicator light for floor socket - 230 V - 1 mA

Cat. No. 0 897 09: Long screws (x 10)

Cat. No. 0 800 88: Hole saw Ø 80

Cat. No. 0 801 88: Batibox box